



SL	SUBJECTS	TOPIC / QUESTIONS	INSTRUCTIONS
1	MATHS	<p>Topic: COMPARISON OF LANGUAGES SPOKEN IN TELANGANA AND JHARKHAND - using data given by teacher The Students -</p> <p>Collect the data related to different people of Telangana and Jharkhand based on the language they speak.</p> <ul style="list-style-type: none"> > Makes a pictorial representation under the guidance of ART Teacher. > Visualize the data and cultivate artistic skills. > Make a comparative study of the number people who speaks a particular language. 	Do in activity book.
2	SCIENCE	<p>Draw / Paste the colourful pictures related to the states of Telangana and Jharkhand.</p> <ul style="list-style-type: none"> *State bird. *State flower. *State animal. *State clothes. *State fruit. 	Do in activity book.
3	SOCIAL	<p>Collect Pictures of festivals, temples of Telangana and Jharkhand state and write a few sentences about them.</p>	Do in activity book
4	ENGLISH	<p>UNIT: Nature Cares</p> <ul style="list-style-type: none"> *Make a poster on the causes of water pollution. *Write a paragraph on the causes and preventive measures of water pollution. 	Do it neatly in your HW Book
5	HINDI 2L	<p>झारखंड राज्य में विशेष रूप से पाए जाने वाले पांच-पांच फूलों एवं फलों के चित्र चिपकाएं और उनका वर्णन 25-25 शब्दों में कीजिए।</p>	Do it neatly in your activity book
6	TELUGU 2L	<p>తెలంగాణ రాష్ట్రంలో రాష్ట్రంలో బతుకమ్మ పండుగను పండుగను ఎలా జరుపుకుంటారో. చిత్రాలు సేకరించి (6) వాక్యాలు వ్రాయుము.</p>	Do the Activity on A4 size paper

NOTE : Write your name/ Roll. Number/ Class, section /Subject on top of the Page.


SL	SUBJECTS	TOPIC / QUESTIONS	INSTRUCTIONS
1	MATHS	<p>TOPIC: ADDING THE AREA OF TELANGANA AND JHARKHAND- REPRESENT ON THE ABACUS. The Students -</p> <ul style="list-style-type: none"> ➤ Collect the relevant information related to the area of both the states in terms of square kilometer. ➤ Add the area of both the states. ➤ Represent the sum of the area of both the states on the abacus using Bindis, Kundans or in artistic way under the guidance of Art teacher. <div style="display: flex; justify-content: space-around; align-items: center;"> <div style="text-align: center;">  <p>AREA: 1,14,840 Sq.km</p> </div> <div style="text-align: center;">  <p>AREA: 79,714 Sq.km</p> </div> </div>	Do in activity book.
2	SCIENCE	Write a recipe (Ingredients and procedure) of any one famous dish of Jharkhand.	Do in activity book.
3	SOCIAL	Collect Pictures of festivals and temples of Telangana and Jharkhand state and write about them.	Do in activity book
4	ENGLISH	<p>UNIT: Travel Plans</p> <p>*Prepare a picture album of any four tourist places of Jharkhand and Telangana.</p> <p>*Write about each in 40-50 words</p>	<p>*Do it in A4 size papers</p> <p>*Write your Name, Class and section, Roll number, Subject and Subject teacher's name on the cover page.</p>
5	HINDI 2L	झारखंड राज्य के प्रमुख दर्शनीय स्थलों में से कि-ही चार का चित्र के साथ लगभग 50-50 शब्दों में वर्णन कीजिए।	<ul style="list-style-type: none"> * परियोजना कार्य Hindi Activity book me करें। * विषय के अनुसार चित्र चिपकाएं या बनाएं। * कार्य आकर्षक,भाषा शुद्ध एवं स्पष्ट होनी चाहिए।
6	HINDI 3L	पांच फल, पांच फूल, पांच पशु, पांच पक्षी, पांच घरेलु, सामान और पांच खेलों के चित्र चिपकाइए और उनके नाम लिखिए।	<ul style="list-style-type: none"> *परियोजना कार्य Hindi Activity book me करें। * विषय के अनुसार चित्र चिपकाएं या बनाएं। * कार्य आकर्षक,भाषा शुद्ध एवं स्पष्ट होनी चाहिए।
7	TELUGU 2L	తెలంగాణ యొక్క గొప్పతనాన్ని వివరించే వివరించే విషయాలను తెలుపుతూ, చిత్రాలను సేకరించి, (6) వాక్యాలు వ్రాయుము.	Do in activity book
8	TELUGU 3L	వివిధ రకాలైన పువ్వుల చిత్రాలను సేకరించి,వాటిని గురించి ఆరు వాక్యాలు వ్రాయుము.	Do in activity book

NOTE : Write your name/ Roll. Number/ Class, section /Subject on top of the Page.

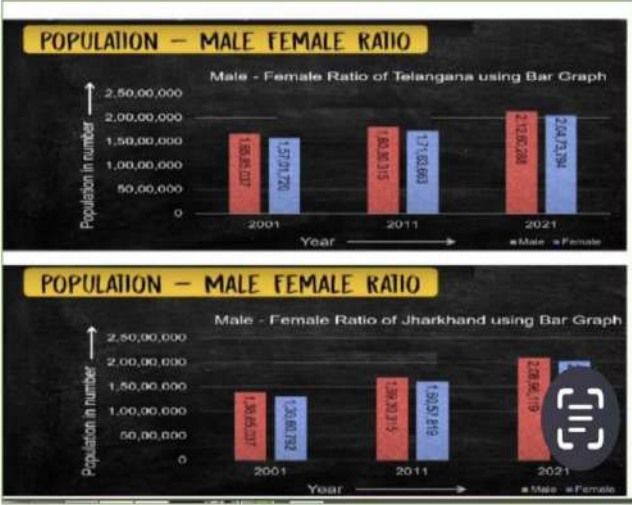
SL	SUBJECTS	TOPIC / QUESTIONS	INSTRUCTIONS															
1	MATHS	<p>TOPIC: DATA INTERPRETATION OF TELANGANA AND JHARKHAND LITERACY RATE Observe the data and interpret the literacy rate of both the states.</p> <ul style="list-style-type: none"> ❖ Male literacy rate ❖ Female literacy rate ❖ Over all literacy rate ❖ Represent the given data artistically under the guidance of Art teacher. ❖ Name the scheme introduced by our honorable prime minister Shri Narendra Modi ji to improve the female literacy rate. <table border="1" style="margin-left: auto; margin-right: auto;"> <thead> <tr> <th>S.No.</th> <th>State</th> <th>Female literacy rate</th> <th>Male literacy rate</th> <th>Total literacy rate</th> </tr> </thead> <tbody> <tr> <td>1</td> <td>Telangana</td> <td>58</td> <td>75</td> <td>66</td> </tr> <tr> <td>2</td> <td>Jharkhand</td> <td>55</td> <td>77</td> <td>66</td> </tr> </tbody> </table>	S.No.	State	Female literacy rate	Male literacy rate	Total literacy rate	1	Telangana	58	75	66	2	Jharkhand	55	77	66	Do in activity book.
S.No.	State	Female literacy rate	Male literacy rate	Total literacy rate														
1	Telangana	58	75	66														
2	Jharkhand	55	77	66														
2	SCIENCE	Collect information about how solar energy can be used to get electricity. Find out the names of some places in Jharkhand where solar power projects are being put to use.	Do it in the activity book.															
3	SOCIAL	Picture related to Telangana Haritha Haram. Write five uses of forests.	Do it in activity book															
4	ENGLISH	<p>UNIT: E-Generation *Refer to the Science project *Prepare a poster on any 5 gadgets which work with solar energy. *Write about each in 50-80 words.</p>	Do it neatly in the activity book.															
5	HINDI 2L	मोबाइल का एक आकर्षक चित्र बनाकर उससे होने वाले तीन-तीन लाभ और हानि को सुंदर एवं स्पष्ट लिखावट में लिखिए।	<ul style="list-style-type: none"> * परियोजना कार्य Hindi Activity book me करें। * विषय के अनुसार चित्र चिपकाएं या बनाएं। * कार्य आकर्षक,भाषा शुद्ध एवं स्पष्ट होनी चाहिए। 															
6	HINDI 3L	फल देने वाले कि-हीं पांच वृक्षों के चित्र बनाकर या चिपकाकर 50-50 शब्दों में उनका वर्णन कीजिए।	<ul style="list-style-type: none"> * परियोजना कार्य Hindi Activity book me करें। * विषय के अनुसार चित्र चिपकाएं या बनाएं। * कार्य आकर्षक,भाषा शुद्ध एवं स्पष्ट होनी चाहिए। 															
7	TELUGU 2L	తెలంగాణ రాష్ట్ర చిహ్నాల చిత్రాలను సేకరించి, వాటి గురించి ఆరు వాక్యాలు వ్రాయుము.																
8	TELUGU 3L	బతుకమ్మ పండుగ చిత్రాలను సేకరించి, (2) బతుకమ్మ పాటలను వ్రాయుము.	Activity.A4 size paper.															

NOTE : Write your name/ Roll. Number/ Class, section /Subject on top of the Page.

Sd/-
PRINCIPAL

SL	SUBJECTS	TOPIC / QUESTIONS	INSTRUCTIONS
1	MATHS	<p>COMPARISON OF POPULATION OF ANY FIVE DISTRICTS OF TELANGANA AND JHARKHAND</p> <p>1. Students will collect relevant data for both states.</p> <p>2. Make bar graph for both States artistically under the guidance of ART Teacher.</p> <p>3. They make a comparative study of Population of both states</p> 	Do in activity book.
2	SCIENCE	Collect information with relevant pictures related to the dressing style and the fabrics used by the people of Jharkhand and prepare a colourful writeup creatively.	Do it in the activity book.
3	SOCIAL	Write few sentences on Monuments and Festivals of Telangana and Jharkhand	Do it in activity book
4	ENGLISH	<p>UNIT: Performing Arts</p> <p>*Prepare a picture album of any four dance forms of Jharkhand and Telangana.</p> <p>*Write in brief about each dance form.</p>	<p>*Do it in A4 size papers</p> <p>*Write your name, Class and section, Roll number, Subject and Subject teacher's name on the cover page.</p>
5	HINDI 2L	पैरालंपिक खेलों में पुरस्कार प्राप्त कि-हीं दो खिलाड़ियों का सचित्र वर्णन लगभग 100 शब्दों में कीजिए।	<ul style="list-style-type: none"> * परियोजना कार्य Hindi Activity book में करें। * विषय के अनुसार चित्र चिपकाएं या बनाएं। * कार्य आकर्षक, भाषा शुद्ध एवं स्पष्ट होनी चाहिए।
6	HINDI 3L	जल में रहने वाले कि-हीं पाँच जलीय जीवों का सचित्र वर्णन 50-50 शब्दों में कीजिए।	<ul style="list-style-type: none"> * परियोजना कार्य Hindi Activity book में करें। * विषय के अनुसार चित्र चिपकाएं या बनाएं। * कार्य आकर्षक, भाषा शुद्ध एवं स्पष्ट होनी चाहिए।
7	TELUGU 2L	మన రాష్ట్రంలోని చారిత్రాత్మక కట్టడాలను వివరిస్తూ, చిత్రాలను సేకరించి, వాటిని గురించి ఆరు వాక్యాలు వ్రాయుము.	Activity.A4 size paper.
8	TELUGU 3L	మన రాష్ట్ర చిహ్నాల చిత్రాలను సేకరించి, వాటిని గురించి ఆరు వాక్యాలు వ్రాయుము.	Activity.A4 size paper.
<p>NOTE : Write your name/ Roll. Number/ Class, section /Subject on top of the Page.</p>			

Sd/-
PRINCIPAL

SL	SUBJECTS	TOPIC / QUESTIONS	INSTRUCTIONS																								
1	MATHS	<p>Topic: COMPARISON OF MALE AND FEMALE POPULATION OF TELANGANA AND JHARKHAND - using data from three consecutive censuses @2001, 2011, 2021 The Students -</p> <ul style="list-style-type: none"> ➤ Collect relevant data of both the states- Male and Female population . ➤ Make a double bar graph for both the states artistically under the guidance of ART Teacher. ➤ Draw inferences from the data collected. ➤ Visualize the data and cultivate artistic skills. ➤ Make a comparative study of the Population.  <table border="1"> <caption>Male - Female Ratio of Telangana using Bar Graph</caption> <thead> <tr> <th>Year</th> <th>Male</th> <th>Female</th> </tr> </thead> <tbody> <tr> <td>2001</td> <td>1,68,28,037</td> <td>1,57,21,726</td> </tr> <tr> <td>2011</td> <td>1,60,30,315</td> <td>1,71,02,483</td> </tr> <tr> <td>2021</td> <td>2,13,00,000</td> <td>2,04,72,354</td> </tr> </tbody> </table> <table border="1"> <caption>Male - Female Ratio of Jharkhand using Bar Graph</caption> <thead> <tr> <th>Year</th> <th>Male</th> <th>Female</th> </tr> </thead> <tbody> <tr> <td>2001</td> <td>1,00,00,000</td> <td>90,00,000</td> </tr> <tr> <td>2011</td> <td>1,10,00,000</td> <td>1,00,00,000</td> </tr> <tr> <td>2021</td> <td>1,20,00,000</td> <td>1,10,00,000</td> </tr> </tbody> </table>	Year	Male	Female	2001	1,68,28,037	1,57,21,726	2011	1,60,30,315	1,71,02,483	2021	2,13,00,000	2,04,72,354	Year	Male	Female	2001	1,00,00,000	90,00,000	2011	1,10,00,000	1,00,00,000	2021	1,20,00,000	1,10,00,000	Do in activity book.
Year	Male	Female																									
2001	1,68,28,037	1,57,21,726																									
2011	1,60,30,315	1,71,02,483																									
2021	2,13,00,000	2,04,72,354																									
Year	Male	Female																									
2001	1,00,00,000	90,00,000																									
2011	1,10,00,000	1,00,00,000																									
2021	1,20,00,000	1,10,00,000																									
2	SCIENCE	<p>Compare (using map) the following: In state of Telangana and Jharkhand:</p> <ul style="list-style-type: none"> * Forest cover. *Type of forest. *Major forest products. *Type of climate. *One wildlife sanctuary (any three animals conserved). *One National Park (any three animals conserved). <p>Instruction: Tabulate data with relevant figures.</p>	Do in activity book.																								
3	SOCIAL	Write Diagrammatic representation of the water cycle.	Do it in activity book																								
4	ENGLISH	Collect information about the people of Jharkhand, their Costumes, Food, Professions, Faith etc.	Prepare a Booklet of 6 to 8 pages. The Booklet should have visuals and it should be colorfully presented. Design a colorful cover page with an eye-catching title for your booklet.(Size: Crown size, like your c/w book)																								



5	HINDI 2L	दस पर्वतारोहियों के नाम लिखिए और तीन झारखंड के पर्वतारोहियों (1.प्रेमलता अग्रवाल, 2.विनीता सोरेन और 3.हेमंत गुप्ता) का सचित्र वर्णन लगभग 125-125 शब्दों में कीजिए।	<ul style="list-style-type: none"> * परियोजना कार्य Hindi Activity book me करें। * विषय के अनुसार चित्र चिपकाएं या बनाएं। * कार्य आकर्षक,भाषा शुद्ध एवं स्पष्ट होनी चाहिए।
6	HINDI 3L	तेलंगाना के चार दर्शनीय स्थलों का सचित्र वर्णन लगभग 75-75 शब्दों में कीजिए।	<ul style="list-style-type: none"> * परियोजना कार्य Hindi Activity book me करें। * विषय के अनुसार चित्र चिपकाएं या बनाएं। * कार्य आकर्षक,भाषा शुद्ध एवं स्पष्ट होनी चाहिए।
7	TELUGU 2L	తెలంగాణ రాష్ట్రంలోని పండుగల చిత్రాలను సేకరించి, వాటిలో ఏదైనా ఒక పండుగ గురించి, (8) వాక్యాలు వ్రాయుము.	Activity.A4 size paper.
8	TELUGU 3L	బతుకమ్మ పండుగను ఎలా జరుపుకుంటారో, వివరిస్తూ, చిత్రాలు సేకరించి ఆరు వాక్యాలు వ్రాయుము.	Activity.A4 size paper.

NOTE : Write your name/ Roll. Number/ Class, section /Subject on top of the Page.

Sd/- .
PRINCIPAL

SL	SUBJECTS	TOPIC / QUESTIONS	INSTRUCTIONS
1	MATHS	<p>COMPARISON OF POPULATION OF ANY FIVE DISTRICTS OF TELANGANA AND JHARKHAND</p> <p>1. Students will collect relevant data for both states.</p> <p>2. Make Pie charts for both States artistically under the guidance of ART Teacher.</p> <p>3. They make a comparative study of Population of both state</p> <div style="text-align: center;"> <p>TELANGANA JHARKHAND</p> </div>	Do in activity book.
2	SCIENCE	Locate the coal mines situated in the state of Jharkhand on its state map and prepare a write up.	Do in activity book.
3	SOCIAL	Factors affecting distribution of population.	Activity book
4	ENGLISH	<p>Comparative Study of the different Menu of Lunch in TELANGANA & JHARKHAND.</p> <p>Paste pictures of four Lunch Menus / Food items pertaining to Jharkhand and Telangana and give a brief description of each item.</p>	A4 Size Papers
5	HINDI 2L	<p>झारखंड के आदिवासियों के जीवन जीने की शैली की जानकारी प्राप्त कीजिए और उनका सचित्र वर्णन 150 शब्दों कीजिए।</p>	<p>* परियोजना कार्य A 4 साइज के 4-5 पेपर पर करें।</p> <p>* विषय के अनुसार चित्र चिपकाएं या बनाएं।</p> <p>* कार्य आकर्षक,भाषा शुद्ध एवं स्पष्ट होनी चाहिए।</p>
6	TELUGU 3L	<p>మన రాష్ట్రంలోని గొప్ప కట్టడాలను, చిత్రాలను సేకరించి, ఒకదానిని గురించి, ఆరు వాక్యాలు రాయుము.</p>	activity.A4 size paper.
<p>NOTE : Write your name/ Roll. Number/ Class, section /Subject on top of the Page.</p>			

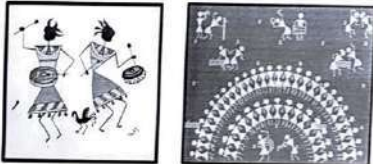


Sd/ .
PRINCIPAL

SL	SUBJECTS	TOPIC / QUESTIONS	INSTRUCTIONS
1	MATHS	<p>ART INTEGRATION ACTIVITY FOR CLASS IX FLOW OF ACTIVITY: JHARKHAND vs TELANGANA</p> <ol style="list-style-type: none"> 1. STUDENTS ARE MADE IN TO GROUPS. 2. LET EACH GROUP SELECT ONE MONUMENT FROM JHARKHAND OR TELANGANA. 3. THE MINIATURE OF THE SELECTED MONUMENT IS MADE WITH PAPER CUTTING/FOLDING UNDER THE GUIDANCE OF ART TEACHER. 4. EQUAL NUMBER OF MONUMENTS ARE TO BE MADE FROM EACH CLASS. 5. STUDENTS EXPLAIN ABOUT DIFFERENT MATHEMATICAL SHAPES TAKEN TO MAKE THAT MODEL, AND EXPLAIN ABOUT THE ELEMENTS, PROPERTIES, AREA ETC. IN MATHS CLASS. <p style="text-align: center;"><u>MONUMENTS OF JARKHAND</u></p>  <p style="text-align: center;"><u>MONUMENTS OF TELANGANA</u></p> 	Do in activity book.
2	SCIENCE	Make a photo collage depicting harvest festivals of Telangana and Jharkhand. Give a brief write up on the same.	Do in activity book.
3	SOCIAL	Food security in comparison in Telangana and Jharkhand	activity in activity book
4	ENGLISH	<p>Sports and Games play an integral part in bringing people of different parts of the world together on a common platform.</p> <p>Every state in India has produced many great sports personalities- Mary Kom from Manipur, PV Sindhu from Andhra Pradesh, Parthiv Patel from Gujarat etc.</p> <p>The state of Jharkhand and Telangana too has produced</p>	<p>Prepare a Scrapbook on any Sports Stars (Three from Telangana & Three from Jharkhand) (6 to 8 Pages)</p> <p>Make it Pictorial and Colourful.</p> <p>Include the following in your Scrapbook.</p> <ul style="list-style-type: none"> - Bio-data - Achievements - How their career in sports has

		many sports stars.	changed their status economically - Their future plans.
5	HINDI 2L	देश की कृषि एवं अन्य क्षेत्रों में झारखंड राज्य का योगदान - चित्र सहित अनुच्छेद 150 से 200 शब्दों में लिखिए।	* परियोजना कार्य A4 साइज 4 पेपर पर करें। * विषय के अनुसार चित्र चिपकाएं या बनाएं। * कार्य आकर्षक, भाषा शुद्ध एवं स्पष्ट होनी चाहिए।
6	TELUGU 2L	జార్ఖండ్ రాష్ట్రంలోని పండుగలు, చిత్రాలను సేకరించి, వాటిలోని ఏదైనా ఒక పండుగ గురించి, పది వాక్యాలు వ్రాయుము.	activity. A4 size paper.

NOTE : Write your name/ Roll. Number/ Class, section /Subject on top of the Page.

Sd/-
PRINCIPAL

SL	SUBJECTS	TOPIC / QUESTIONS	INSTRUCTIONS
1	MATHS	<p>FLOW OF ACTIVITY : ART INTEGRATION ACTIVITY FOR CLASS X</p> <p>1. STUDENTS ARE MADE IN TO GROUPS. 2. LET EACH GROUP MAKE ONE DESIGN OF BIDRI/WARLI ART. 3. STUDENTS EXPLAIN MATHEMATISATION OF THE DESIGN.</p> <p style="text-align: center;"><i>JARKHAND – WARLI ART</i></p>   <p style="text-align: center;"><i>TELANGANA – BIDRI ART</i></p> 	Do in activity book
2	SCIENCE	<p>Collect information about ores (any five) found in the state of Jharkhand and tabulate the information.(Represent the mine site on the Jharkhand map).</p> <p>*Name of the ore. *Name of the mine site – location / place. *Metal extracted. *Commercial usage.</p>	Do in activity book.
3	SOCIAL	Write information about crops and culture of Jharkhand and Telangana.	Activity in activity book
4	ENGLISH	<p>Scientists' minds are always different beyond the comprehension of a common man. The qualities of inquisitiveness, curiosity and a first-rate mind make them stand as Role Models for others.</p>	<p>Make a PowerPoint Presentation of Four Scientists of Jharkhand.(Minimum 10 Slides) Include the following details:</p> <ul style="list-style-type: none"> - Name of the Scientist - His/Her invention - Achievements/ Awards - Impact of the invention.

5	HINDI 2L	झारखण्ड राज्य के लोकगीत प्रस्तुति (folk songs) एवं लोकनृत्य (folk dances) का सचित्र वर्णन 200 शब्दों में कीजिए।	* परियोजना कार्य A4 साइज पेपर पर करें। (4 or 5 sheets) * विषय के अनुसार चित्र चिपकाएं या बनाएं। * कार्य आकर्षक, भाषा शुद्ध एवं स्पष्ट होनी चाहिए।
6	TELUGU 2L	జార్ఖండ్ రాష్ట్ర ప్రజల సంస్కృతి, కట్టుబాట్లు, వ్యవహార శైలి ని తెలిపే చిత్రాలను సేకరించి, పది వాక్యాలు వ్రాయుము.	activity. A4 size paper.
NOTE : Write your name/ Roll. Number/ Class, section /Subject on top of the Page.			

Sd/-
PRINCIPAL